

**CAUSES OF SCHOOL DROPOUTS AMONG PRIMARY SCHOOL PUPILS IN MASAF
USUB COUNTY, BUSIA DISTRICT**

BY

WERE ROGERS

NGISABU/UP/2022/0319

**ARESEARCH REPORT SUBMITTED TO THE FACULTY OF EDUCATION AND SCIENCE
IN PARTIAL FULFILMENT OF THE REQUIREMENT FOR THE AWARD
OF BACHELORS DEGREE OF EDUCATION PRIMARY
OF BUSITEMA UNIVERSITY**

AUGUST 2024

COPYRIGHT

All rights reserved, no part of this work may be reproduced, stored in a retrieval system, or transmitted in any form by any means, electronic, mechanical, photocopying, recording or otherwise, without permission from the author or Busitema University.

DECLARATION

I, Were Rogers Ngisa hereby declare that this research project titled “causes of school dropouts among pupils in primary schools in Masafu sub county, Busia District” is my original work. It has never been presented in part or as a whole to any University or institution for any academic award. All persons, researchers and authors whose work was reviewed and used in the process of its development have been duly acknowledged and are henceforth referenced in the respective sections.

Signature:.....*W. Rogers*.....

Date:.....*30th SEPT - 2024*.....

WERE ROGERS NGISA

(STUDENT)

APPROVAL

This research report has been submitted for examination with my approval as the University

Signature: 

Date: 30.09.2024

MR. WANDA DUNCAN
SUPERVISOR.

DEDICATION

Special dedication to my wife Were LinetIdionyi, Mum Aguti Mary Were, daughters WereRuth, Makali Jemima, Were Keziah, and son Makali Jonam Were; who supported me in this study.

ACKNOWLEDGEMENT

The researcher acknowledges all scholars whose work have been used in this study. Great thanks are to Almighty God for sustenance and strength; He has accorded me to develop this proposal. I also extend thanks to my family members; my wife Were Linet Idionyi, Mum Aguti Mary Were, daughters Were Ruth, Makali Jemima, Were Keziah, and son Makali Jonam Were; who supported me in this study.

I would like to cordially acknowledge my colleagues Mr Mugabe Samuel, and Makokha Jackson plus the entire staff of Bungecha primary school for the services they have rendered towards this report and lastly.

I sincerely acknowledge my supervisor Mr. Wanda Duncan for technical guidance offered.

TABLE OF CONTENTS

Content	Pages
COPYRIGHT	i
DECLARATION	ii
APPROVAL	iii
DEDICATION	iv
ACKNOWLEDGEMENT	v
TABLE OF CONTENTS	vi
LIST OF TABLES	x
LIST OF FIGURES	xi
ABSTRACT	xii
CHAPTER ONE: INTRODUCTION	1
1.0 Introduction	1
Background to the Study	1
Historical background	1
Conceptual background	3
Theoretical background	4
Contextual background	4
Statement of the Problem	4
Purpose of the Study	5
Objectives of the Study	5
Research Questions	6
Scope of the Study	6

Content scope	6
Geographicalscope.....	6
1.6.3 Timescope	7
Significanceof thestudy	7
Justification ofthe study.....	8
Limitationsof thestudy.....	8
Theconceptual framework	9
CHAPTER TWO: LITERATURE REVIEW	10
Introduction.	10
Theoreticalreview	10
Causesofschool dropouts	11
Problemsemergingfrom increased school dropouts.....	15
Strategiesto reduceschool dropouts.	17
CHAPTER THREE: RESEARCH METHODOLOGY	23
Introduction.	23
ResearchDesign.	23
StudyPopulation.....	23
SampleSizeDetermination.	23
SamplingTechniques.	24
Sourcesof Data.....	24
DataCollectionInstruments.	24
MethodofData Collection.	24
Procedureof DataCollection.	25

Validity	25
Reliability	25
3.10.DataProcessingandAnalysis	25
3.11EthicalConsideration.....	26
CHAPTER FOUR: DATAPRESENTATION, INTERPRETATION ANDDISCUSSION	27
Introduction	27
DemographicCharacteristics.....	27
CHAPTERFIVE:DISCUSSION,CONCLUSIONSANDRECOMMENDATIONS.....	39
Introduction	39
Discussion.....	39
Theincreased pupilschooldrop outrate school closurein primaryschools	39
Statusofacademic performanceoflearnersinprimaryschools	41
Therelationshipbetweentheincreasedpupilschooldropoutrateschoolclosureandtheacademicperfor manceof learners inprimaryschools	42
Conclusions	43
Recommendations	44
Areas forfurtherresearch	44
REFERENCES.....	45
APPENDICES.....	51
APPENDIXI:CONSENTFORM	51
APPENDIXII:QUESTIONNAIRE.....	52
APPENDIXIII:BUDGET.	53

APPENDIX IV: TABLE FOR DETERMINING SAMPLE SIZE FROM A GIVEN POPULATION

54

APPENDIX V: A MAP SHOWING MASAFUS SUBCOUNTY, BUSIA DISTRICT 55

LIST OF TABLES

Table 1: Responder rate	27
Table 2: Qualification of respondents	28
Table 3: Gender of respondents	28
Table 4: Marital status of teachers	29
Table 5: Age group	29
Table 6: Marital status of the teachers	30
Table 7: Alcoholism increased pupils school dropout rate	30
Table 8: There was early pregnancy leading to increased pupil school dropout rate	31
Table 9: Effect of Domestic violence in the family leads to increased pupils school dropout rate	31
Table 10: Effect of poverty on pupil dropout rate in primary schools	32
Table 11: Effect of Peer pressure on pupil dropout rate from primary schools in Masafu Sub County in Busia district.	33
Table 12: Female Pupils can count properly	34
Table 13: Effect of poor attendance on female Pupils' ability to count using mental head effectively	34
Table 14: Effect of poor attendance on Pupils ability to do subtractions effectively	35
Table 15: Effect of poor attendance in school on female Pupils' ability to divide effectively in class exercises	36
Table 16: Effect of Female Pupils dropout on social economic crisis due to unwanted pregnancies and unplanned families	36
Table 17: Effect of Early dropout by female pupil on population growth and rapid spread of diseases.	37
Table 18: Correlation	38

LISTOFFIGURES

Figure1: Showingconceptual on pupil behavior and school dropouts.....	9
---	---

ABSTRACT

The effects of pupils' school dropout rate on the academic performance of learners and, education in general, is the concern of the 21st century. The purpose of the study was to establish the relationship between the effects of the pupils' school dropout rate and the academic performance of learners in primary schools in Masafu Sub County. The objectives were to find out the effects of pupils' school dropout rate in primary schools in Masafu Sub County, Busia District; to find out the status of academic performance of learners in primary schools in Masafu Sub County, Busia District; to assess the relationship between the effects of pupils' school dropout rate and the academic performance of learners in primary schools in Masafu Sub County, in Busia District. The study used a cross sectional survey research design, employing both qualitative, quantitative and, focused group discussion approaches. The study population of 10 teachers and 70 learners in government-aided schools participated in the study. A structured questionnaire and interviews were the instruments for collecting data. A content validity index [CVI] was computed. For reliability, a test to retest method was used and a Cronbach Alpha was computed and used after pretesting and after the whole data is collected.

Conclusively, increased pupils' school dropout rate affected pupils due to rarely attending school.

Consequently, this affected pupils' learning schedules and consistency in class. This resulted into poor academic performance of learners due to lack of the constant guidance by the teachers.

There was a highly positive significant relationship between pupils' school dropout rate and the academic performance of learners at the one percent level two tailed. These results implied that as school closure due to pupils' school dropout rate contributed 69.4% to the status of the academic performance of learners and the remaining 30.6% was caused by other factors.

It was recommended that as school administrators observed the guide learners and sensitize them about the disadvantages of school dropout, it would adopt other means like online class so that pupils could attend school regularly, create discussion groups through WhatsApp, Zoom to increase on the contact time with other learners and encourage them not to dropout. Political authorities at the village, Sub County, district and nation enacted laws to streamline the system and protect pupils from common causes of dropout. The school administration and stakeholders should provide extra classes, incentives and bursaries and also provide extra support to those pupils that could not count using mental head effectively, divide effectively in math to improve the status of academic performance. Society should be sensitized about protection of pupils in school.

**CHAPTER
ONEINTRODUC
TION**

1.0Introduction

This chapter will comprise of the background of the study, problem of the study, purpose of the study, objectives of the study, research questions, significance of the study and scope of the study which will be broken down into time, geographical and content scope, and the conceptual framework.

Background to the Study.

The background to the study was categorized into historical, conceptual, contextual and theoretical background.

Historical background.

Around the world, 129 million pupils are out of school, including 32 million primary school-aged, 30 million lower secondary school-aged, and 67 million upper secondary school aged. The countries affected by civil conflicts; pupils are more than twice more likely to be out of school than pupils living in non-affected countries. The average female literacy rate throughout the world is 79.9%, while for men it is 89.2%. India lingers behind at 62.3% for women as compared to 80% for men (UNICEF, 2021)

According to a World Health Organization report (2021), the overall status dropout rate decreased from 8.3% in 2010 to 5.1% in 2019. During this year the status dropout rate declined for 16 to 24 years old overall (16.7 to 7.7%), American Indian natives from (15.4 to 9.6%), Blacks (10.3 to 5.6%), Whites (5.3 to 4.1%) and Asian (2.8 to 1.8%).

Many pupils in India are married at a young age and drop out of school after they complete their primary education due to societal pressures or early pregnancies. Labor and lack of feminine hygiene products keep pupils from coming to school, and contribute to the literacy rates and continuous lack of education. As pupils remain uneducated, it is more difficult to enter the workforce, and consequently women find themselves in difficult financial situations (Mahalanabis S, 2021).

More than 49 million pupils are out of primary and secondary school in Saharan Africa, with 31 million of them out of secondary education, undermining their rights and limiting their opportunities. In addition, 40% of pupils marry before age 18, and African countries account for 15 to 20 countries with the highest rate of marriage globally (Zarco & Hella, 2017)

According to Majd et al (2021), In Kenya, global citizen estimates that more than 152,000 teenage pupils became pregnant between March and May 2020 due to economic hardships in countries nationwide lockdown.

Education is not only a human right but also one of the millennium development goals which help to lay a foundation for a bright future for the young with good employment, socio-economic status and health in general. In Uganda, a low developing country, 57% of youths (15-24 years) have not attained primary level education yet 28% do not complete secondary level education. Only 10% of the youth complete primary education and 2% complete secondary level education with higher rates of drop out at primary education level being higher (94%) in rural areas compared to 77% in the urban areas (Hanura M, 2019).

According to Him J & Jun M (2022), a school dropout is defined as any individual aged 6-19 years who had not completed and yet was attending primary or secondary school.

The incidence of school pupil drop out was not known during Missionaries time. This was because the Education curriculum in primary schools was made in such a way that every one's ability and interest were catered for. Scholastic materials like textbooks, pens and pencils were supplied by the government. Schools and parents could only buy uniform for the year (Kim J & Jun M, 2022)

Primary education was a pride for student, parents and society at large because a pupil at school was admired by all. Education was the only route for socio-economic mobility and this discouraged any form of school dropout. It was the educated one who was admired because he was the society's helper, hope and instrument. After the independence in 1962 when Uganda government took over education in the country, things began to change. Everyone was required to pay school fees and even school fees began to hike. By 1974, Uganda had 3154 primary schools with a total enrolment of 792 000 student taught by 26,000 teachers, which gave a teacher-pupil ratio of 1:30. This was a remarkable increase; however, the problem of lack of employment could have been the start of school dropout. Practical subjects and vocational courses had been dropped after 1960's which increased the number of dropout. Pupils started seeing no future in education after primary seven. They went to school to learn reading, writing and arithmetic in lower primary after which they dropped to join the world of work (Kim J & Jun M, 2022).

Conceptual background.

The study will be about pupil behavior and its contribution towards school dropouts. Expressiveness, attitude and devotion will be considered as sub variables under pupil behavior and school size, school location and school rules and regulations will be considered as sub variables under school dropouts.

Theoretical background.

The study will be carried out on behavior of pupil and school dropouts.

Behavior of pupil and school dropouts as the major variables of the study will be best explained with the help of a theory.

Theory plays a vital role in research by providing explanation, understanding and meaningfulness to research. Theory helps to predict facts and to identify unexplored areas of research. A theory is a rational type of abstract thinking about a phenomenon or the result of such thinking. Research without a theory is less emphatic to establish the relationship between the variables. The rate of school dropouts among pupils in primary schools is highly determined by their behavior.

Contextual background.

The study will be about pupil behavior and school dropouts in Masafu sub county, Busia District. Masafu Sub County is comprised of Bukalikka P/S, Syuli P/S, Bubandu P/S, Bubwohi P/S, and Bukobe P/S.

Statement of the Problem.

Pupils in primary schools are encouraged to continue with their studies given the fact that pupil education leads to pupils' empowerment. However, the rate of school dropout by pupils is very high in Africa, Uganda and most especially in Masafu sub county, Busia District. This has led to a great deal of societal challenges including increased early marriages, unwanted pregnancies, unemployment, economic stagnation, malnutrition, maternal mortality rates and infant

mortality rates. The government through media, NGOs and all school programs has embarked on equipping them with more skills and knowledge that help them to qualify for better jobs, which decrease societal gender stereotypes and they have been warned against bad habits that may

discourage them from completing their studies such as sexual immorality and bad groups and they have also been sensitized about the dangers of dropping out of school at the early ages such as increased poverty levels, crime rates and suffering in marriage among others. Despite warning primary school going pupils about the dangers of dropping out of school, many pupils in primary schools in Masafu sub county, Busia District have been seen dropping out of school and if nothing is done to stop these increased school dropouts, it may result into increased unemployment, economic stagnation and infant mortality rates. It is upon this background therefore that the researcher seeks to investigate the causes of school dropouts among pupils in primary schools in Masafu sub county, Busia District.

Purpose of the Study.

The purpose of the study was to investigate the causes of school dropouts among pupils in primary schools in Masafu Sub County, Busia District.

Objectives of the Study.

The study was guided by the following specific objectives

- i. To investigate the causes of school dropouts among pupils in primary schools in Masafu Sub county, Busia District.
- ii. To explain the effects of school dropouts among pupils in primary schools in Masafu Sub county, Busia District.
- iii. To explain the strategies to curb the rate of school dropouts among pupils in primary schools in Masafu Sub County, Busia District.

Research Questions.

The study will be guided by the following research questions:

- i. What are the causes of school dropouts among pupils in primary schools in Masafu Sub County, Busia District?
- ii. What are the problems emerging from increased school dropouts among pupils in primary schools in Masafu Sub County, Busia District.
- iii. What are the strategies to reduce the rate of school dropouts among pupils in primary schools in Masafu Sub County, Busia District?

Scope of the Study.

The scope of the study was analyzed in three dimensions for instance content scope, geographical scope and time scope.

Content scope.

The proposed content scope was contribution of pupil behavior towards school dropouts, with pupil behavior as the independent variable and school dropouts as the dependent variable. Expressiveness, Attitude and Devotion was considered as sub-variable under the behavior of pupils while School size, school rules and regulations. The intervening variables will be parental care, role models, culture and drug abuse.

Geographical scope.

The proposed study area will be Masafu Sub-County, Busia district.

Masafu Sub County is comprised of four villages and four parishes. The primary schools in the area are Kasana primary school, Kitovu primary school, Kabimbwa primary school and Kikandwa primary school and their locations were considered as sub-variables under school dropouts.

1.6.3 Timescope.

The study was carried out in Masafu sub county, Busia District.

The proposed study was conducted within a period of five months from October 2023 to February 2024 to effectively gather information that effectively meets the study objectives. This included proposal development, development of tools of data collection, the time for data collection, analysis, interpretation and preparation of the final report. The month October and November were for proposal development and approval, December was for data collection, January and February for interpretation, analysis and preparation of the final report.

Significance of the study.

The study was aimed to increase on the existing literature on pupil behavior and school dropouts, in Masafu Sub-County, Busia District, where little research has been done, hence creating more knowledge and information to future researchers and academicians.

The findings of the study would be used to benchmark to Busia district because it provided the district officials with crucial data about the contributions of pupil behavior towards school dropouts and the need to reduce or stop school dropouts in the district.

The study was to help future researchers to form part of their reference material in the same or related research field.

The findings of the study helped the researcher to fully understand the underlying concepts of field research very well including; data collection, information compiling and gathering, and analysis skills.

The findings of the study helped the community of Masafu Sub County to gain the knowledge of dangers of pupils dropping out of school.

The finding of study helped the learner to understand the importance of continuing with education.

The findings of the study helped the school administrators of primary schools in

Masafu Subcounty to come up with the strategies to reduce or stop pupil drop out of school.

As a result of his study, parents gained the understanding of how important an educated district is to the community and country at large.

The study enabled the researcher to obtain Bachelor's degree in Education, primary of Busitema University.

Justification of the study.

The study sought to disseminate crucial information concerning the mitigation measures that can be used to curb the rate of school dropouts among primary school pupils in Masafu Sub County in Busia district is going to be unveiled by the study; and revelation of the importance of educating a pupil.

Limitations of the study.

Some of the respondents were not willing to take part in the study. However, the researcher explained to them the purpose of the study being for academic purpose and not for business; after which some of the respondents participated.

The researcher experienced some delays from the respondents in filling the questionnaires and there also existed weather instabilities due to heavy downpour which was unexpected at this time of year in December.

The researcher also experienced a challenge of finances to meet stationery, transport to the field and meals while in the field. However, the researcher sought financial support from friends and relatives.

Theconceptualframework

INDEPENDENTVARIABLE

DEPENDENTVARIABLE

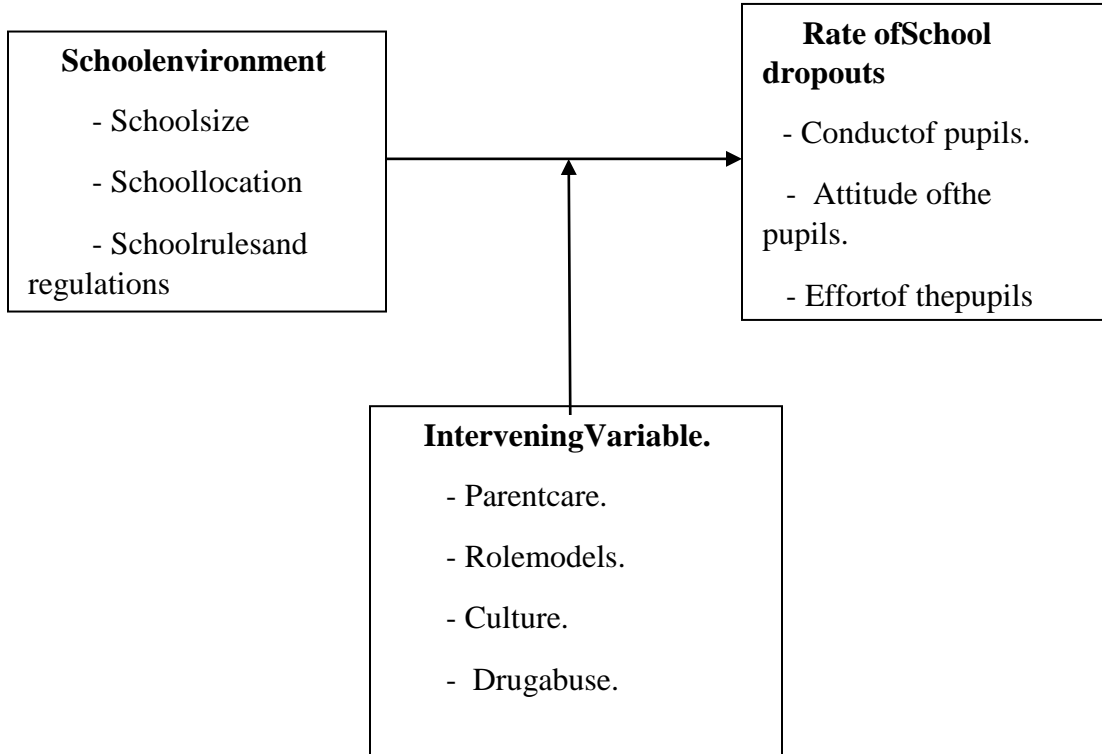


Figure1:Showingconceptualonpupilbehaviorandschooldropouts.

CHAPTER
TWO LITERATURE
VIEW

Introduction.

This chapter presented literature that was relevant to the study giving reference to the study objectives, sub-divided into three sections. The first section was related literature on the causes of school dropouts, followed by the subsection which reviewed literature on the problems caused by the school dropouts and the last sub section was about literature on the strategies to reduce the rate of school dropouts.

Theoretical review.

The major variables of the study were pupil behavior and school dropouts, with pupil behavior as the independent variable and school dropouts as the dependent variable. These variables were best explained and understood by referring to a theory. This study was guided by the Academic mediation theory. The Academic mediation theory examines the mediation effect of poor academic achievements on other factors such as deviant affiliation, personal deviance, family socialization and structural strains associated with school dropouts. According to the theory, poor academic performance of a pupil makes her develop negative attitude towards schooling and therefore may develop other thoughts of early marriage, looking for casual jobs for a living among others, and therefore there is need to mediate the poor academic performance of pupils so as to stop school dropouts. The Mediation theory was developed by at Rennes, France in 1960 by Professor Jean Bagnepian.

Causes of school dropouts.

According to Cook Jenna (2020), in his article of Educational Disparities among Pupils in India, through education, individuals are enabled to acquire knowledge and skills that help them in all facets of their lives. Education empowers people to develop their capabilities in order to not only better their own lives, but also the lives of those around them. The educational opportunities that people have access to fluctuate based on many factors. In India, a range of disparities, such as economic or cultural factors, make access to education for pupils difficult to acquire (Cook Jenna, 2020).

Marriage is one of the main reasons female pupils in India are more likely to have inadequate access to education. In the year 2016, India had the highest number of brides in the world with 223 million brides, 102 million of which were married before the age of 15. In comparison, only 4% of males in India were married by the age of 18. The Indian government first started regulating marriage in 1929 when they incorporated the Marriage Restraint Act. This act discouraged marriage for pupils under the age of 14 and boys under 18, but because it did not enact punishments, it failed to significantly decrease the number of underage marriages (Cook Jenna, 2020).

According to Koka AA (2019), due to cultural traditions, patriarchal values, and poverty, families often prioritize the marriage of their daughters over their education. Marriage is seen as a more urgent priority, causing many pupils to be married off before they are able to finish their education. The term Paraya dhan is often used to describe pupils in India; the term refers to the view in society that female pupils are a liability. *Paraya* means 'not one's own,' while *dhan* translates to property and wealth, reflecting the cultural belief that pupils are meant to be transferred from the ownership of their father to that of their husband when they marry. Wives

often need to drop out of school as the majority of the domestic responsibilities fall to them. Although they have the option of continuing with their education after marriage, this is a rare occurrence due to early pregnancies, strict gender roles, poverty, and the need for someone at home to do the domestic labor.

Koka AA (2019) further asserts that Mismanagement of menstrual hygiene is often a factor that prevents pupils from attending school. Due to both poverty and a lack of accessibility; some pupils struggle to obtain adequate supplies needed during their period. Additionally, many pupils lack the knowledge of what happens during their menstruation cycle, how to maintain health, and why they have a monthly period. Not only that, but due to the high chance of menstrual bloodstaining or leaking through their clothing, pupils often report staying home in order to avoid embarrassment. Every year, more than 23 million pupils in India drop out of school due to the lack of necessary products and hygiene education. In a study of pupils' school attendance in rural India, one out of five pupils said that they missed school during their period. In addition, 45% of the pupils that did attend school reported problems concentrating due to their period, and 36% said that they were scared of staining, smell, or losing the cloth or pad in school. Over 80% of the surveyed pupils were using cloths and did not have access to sanitary pads or tampons.

Labor plays a major role in why pupils are inadequately educated. Labor deprives them of opportunities for success, and harms their emotional, social, or physical development. Specifically, labor interferes with a girl's ability to enroll and fully participate in school. There are usually two kinds of labor: labor that involves men in specific businesses for financial gain and domestic labor which employs the female pupils at home. India has one of the highest numbers of laborers in the world, with 10.1 million laborers reported in India (Kumar et al, 2023).

According to Kumar P et al (2023), while more boys than pupils generally work in vocations outside the home requiring learned skills, most pupils perform domestic labor, though it is not often seen as work. Domestic labor is widely accepted and legally permitted even when pupils are paid low wages and work long hours. If they are not employed elsewhere, they often work long hours at home attending to younger siblings while parents are working. Families often feel they must turn to their daughters to make ends meet.

According to Kim J & Jun M (2022), when Universal Primary Education was introduced in Uganda in 1997, among the challenges it faced was large numbers and lack of parents/guardians support. Despite these problems, there were many more others such as inadequate school facilities and teachers' illness (absenteeism). Some teachers were unmotivated while others were negligent, pay did not seem to be a key factor but the researchers study revealed that teachers most wanted textbooks and other teaching materials.

Management and administration of a school are the basis of good discipline. Such routine things as morning cleaning, school assembly, class activities, Sunday services, parades, break time, games and sports, punctuality, uniform, teachers' smartness, meals and restraining from habits of drug abuse such as smoking and drinking are crucial in containing school organization as well as management. Therefore, there is need to reduce managerial loopholes that result into indiscipline of student ending up in dropping out of school (Kim J & Jun M, 2022).

According to Wabugoomu P (2022), -headship of families due to orphanhood and broken marriages where the older rent take on the responsibility of caring for their younger sibling is also perceived as a factor to dropping out of school. In addition, media influences at local shows or social media platforms in form of movies and music some of which are pornographic and/or sexually oriented entice and keep them away from school. Moreover, drug abuse of opium and

marijuana keep learners mentally unstable and inadequate monitoring of students by community members are also cited as contributing to the high rate of dropping out of school in rural Uganda. It is perceived that some learners in rural Uganda drop out of school due to poor performance, class repetition, high age for a given class, and poor attitude towards education preferring to be employed at a young age. Other learners fail to cope with knowledge disseminated at school and are termed as 'slow learners' by study participants. For others, stakeholders think of them as being disrespectful to their parents and refusing to continue with school. (Wabgoomu P, 2022)

It is perceived that poor payment of teachers demotivate them such that they give inadequate moral support to help them stay in school. In addition, poverty among parents also fails them to financially support their children such that students are kept at home when sent home by school authorities to bring given school requirements. This also increases the rate of drop outs from school (Wabugoomu P, 2022).

labor and a temptation for daily money paid from cheap employment for example at sugarcane farms, and a mentality that the government should fully provide free education including meals and scholastic materials are also perceived as economic factors associated with dropping out of school (Wabugoomu P, 2022).

According to Banura M (2019), Curricula have a significant impact on students' performances and school attendance. For example, an inaccessible or unfriendly curriculum predisposes students to high rates of high school dropout. The curriculum affects students learning in many ways. An unfavorable curriculum leads to poor academic performance, grade retention, or unnecessary punishments for example low expectations and bullying. Students who drop out of high school find the curriculum less connected to their learning needs. Usually, these students do

not see education as interesting, valuable, and worth their investment and/or sacrifice, especially when taking high-stakes tests. In addition, the high stakes testing policies that mandate grade repetition and high school exit exams are the tipping points for students who struggle academically.

These extra demands push these students out of school

Moreover, some well-established schools push out students deemed weak or having behavioral issues. Conversely, the schools with high national rankings in performance attract many students. This happened because families often look for schools that enhanced their children's learning

and possibilities of passing examinations and transitioning to better colleges or careers. While improvements in school performance led to improved success for many students, the pressure for schools to maintain high scores and the best position in the region often works against struggling learners. Schools experiencing pressure to improve their overall performance or accountability score usually pursue this increase at the cost of other student outcomes, including the dropout rate (Banura M, 2019).

In conclusion, school dropouts should be eliminated because education is not only a human right but also one of the millennium development goals which help to lay a foundation for a bright future for the young with good employment, socio-economic status and health in general.

Problem emerging from increased school dropouts.

Dropout continues to be a concern for all youth because the education and related skills required to compete in today's global economy have made high school completion necessary for many forms of success in adulthood. On this score, the Organization for Economic Cooperation and Development (OECD) reported an international comparison of 29 nations concerning the percentage of students who graduated in 2012 within the amount of time normally allocated for completing

secondary school. Overall, 72% of students completed secondary school on time (Kokemuller N,2018).

In America, school dropouts make up nearly half the heads of households on welfare. Highschool dropouts are likely to live in poverty and have their families in poverty. This is because of limited opportunities and their vulnerabilities to harmful environments in adulthood. Limited opportunities for advancement mean that high school dropouts experience poverty-related

issues such as higher levels of alcohol consumption, poorer mental and physical health, and increased likelihood of committing criminal acts and of becoming dependent on welfare and government programs than people with higher educational attainment (U.S. Bureau of Labor, 2021).

One way in which people are affected by their decision to drop out of high school is a greater chance of being unemployed. The unemployment rate for young high school dropouts was roughly 54 percent in 2017, according to a report from the Bureau of Labor Statistics. The Bureau also reported in March, 2018 that the unemployment rate for those who merely completed high school was significantly lower than those that didn't complete high school. Students graduating high school had an unemployment rate of 4.6 percent while the rate for high school dropouts was at 6.5 percent (U.S. Bureau of Labor, 2021).

Incarceration in some sort of correctional facility, such as a jail or juvenile detention center, is also a more likely scenario for high school dropouts. According to the U.S. Program for the Study of International Assessment for Adult Competencies (PIAAC) Survey of Incarcerated Adults, 30 percent of imprisoned adults had dropped out of high school. More specifically, male African American high school dropouts are incarcerated at a nearly 70 percent higher rate than high school graduates.

The consequences of school dropout place a heavy toll on societies. For example, in the U.S., the economic costs are about \$250,000 per dropout as a result of lower tax contributions, greater reliance on government programs including welfare, and higher criminal activity. Thus, in aggregate, the 2.6 million status dropouts identified in 2012 could cost the U.S. about \$650 million during the lifetimes. School dropouts can also adversely affect local communities. For instance, dropouts show lower civic and political participation and areas with high concentrations of dropouts can experience community-level impacts such as declining tax revenues (Van L. 2022)

According to Van L (2022), antisocial behaviors also predict academic problems and school dropout. For instance, school dropouts tend to have higher rates of misbehavior, aggression, and suspensions than do students who graduate from high school. They are also more likely to smoke tobacco and marijuana and use other illicit drugs. Teen parenthood is a powerful predictor of dropout and only 50% of teen mothers earn a high school diploma by age 20. In some cases, youth may need or desire to assume adult behaviors and responsibilities (e.g., full-time employment, parenthood). However, as a group, dropouts are not yet socially or cognitively mature and the earlier youth assume these adult roles, the more problems they are likely to experience during their lifespan.

Strategies to reduce school dropouts.

Since 1986, the National Dropout Prevention Center/Network (NDPC/N) has conducted and analyzed research; sponsored workshops and national conferences; and collaborated with researchers, policymakers, and practitioners to further the mission of reducing America's dropout rate by meeting the needs of youth in at-risk situations, including students with

disabilities. There are different reasons for dropping out of school, and therefore the strategies differ (Wilson SJ, 2011).

According to Wilson S J (2011), active learning and student engagement strategies engage and involve students in meaningful ways as partners in their own learning. These strategies include student voice and choice; effective feedback, peer assessment, and goal setting; cooperative learning; thinking critically, creatively, and reflectively; and micro-teaching, discussion, and two-way communication. To be most effective, teachers must provide students with tools and strategies to organize themselves and any new material; techniques to use while reading, writing, and doing math; and systematic steps to follow when working through a task or reflecting upon their own learning.

Many schools provide after-school, before-school, and/or summer academic/enhancement/enrichment opportunities for example tutoring, credit recovery, acceleration, homework support that provide students with opportunities for assistance and recovery as well as high-interest options for discovery and learning. These opportunities often decrease information loss and can inspire interest in arenas otherwise inaccessible. Such experiences are especially important for at-risk students because out-of-school gap time is filled with constructive and engaging activities and/or needed academic support (Wilson S J, 2011).

Alternative Schooling. Alternative schooling options and delivery model options for example alternative times and environments, blended learning, virtual learning, competency-based credit opportunities, these provide extra alternative avenues to credit earning and graduation,

with programs paying special attention to the student's individual and social needs, career goals, and

academic requirements for obtaining a high school diploma and transitioning successfully to life beyond graduation (Wilson S J, 2011).

Service-Learning. Service-learning connects meaningful community service experiences with academic learning. This teaching/learning method promotes personal and social growth, career development, and civic responsibility and can be a powerful vehicle for effective school reform at all grade levels (Wilson S J, 2011).

According to Bena C et al (2021), a systemic approach and process for ongoing and continuous improvement through a shared and widely communicated vision and focus, tightly focused goals and objectives, selection of targeted research-based strategies and interventions, ongoing monitoring and feedback, and data-based decision making help to prevent high school dropouts. Systemic renewal requires the alignment of school policies, procedures, practices, and organizational structures and continuous monitoring of effectiveness.

Research consistently finds that family engagement has a direct, positive effect on youth's achievement and is one of the most accurate predictors of student's success in school. Critical elements of this type of collaboration rely on effective, ongoing, and multi-dimensional, two-way communication as well as ongoing needs assessments and responsive family supports and interventions (Bena C et al, 2021).

According to Rincon G & Sandra B (2023), instructional Technology can effectively support teaching and learning while engaging students in meaningful, current, and authentic efforts, addressing multiple intelligences, and adapting to students' learning styles. Educational technology can effectively be used in individualized instruction and can not only help prepare students for

new workforce, but can empower students who struggle with self-esteem. Effective use of

technologies depends upon the timely response to an application of the rapidly expanding choices and matches to identified student need.

Furthermore, Rincon G & Sandra B (2023) stress that providing additional enrichment can enhance brain development. The most effective way to reduce the number of students who will ultimately drop out is to provide the best possible classroom instruction from the beginning of school through the primary grades.

Safe, orderly, nurturing, inclusive, and inviting learning environments help students realize potential as individuals and as engaged members of society. All students need to be safe, physically and emotionally, to be expected to achieve, to be recognized and celebrated equitably for accomplishments; and to feel genuinely welcomed and supported. A safe and orderly learning environment provides both physical and emotional security as well as daily experiences, at all grade levels that enhance positive social attitudes and effective interpersonal skills. A comprehensive discipline plan and violence prevention plan should include conflict resolution strategies and should deal with potential violence as well as crisis management. A safe, nurturing, and responsive learning environment supports all students, teachers, cultures, and subgroups; honors and supports diversity and social justice; treats students equitably; and recognizes the need for feedback, innovation, and second chances (Tahmasebi S, 2023).

Tahmasebi S (2023) also argues that adults who work with youth at risk of dropping out need to be provided ongoing professional learning opportunities, support, and feedback. The professional learning should align with the agreed upon vision and focus for the school/agency, the agreed upon instructional framework of high leverage research-based practices and strategies, and the identified needs of the population served. The professional learning opportunities provided

should be frequently monitored to determine the fidelity of implementation and need for additional support and feedback.

Many schools provide after-school, before-school, and/or summer academic/enhancement/enrichment opportunities (for example, tutoring, credit recovery, acceleration, homework support, extra) that provide students with opportunities for assistance and recovery as well as high-interest options for discovery and learning.

These opportunities often decrease information loss and can inspire interest in arenas otherwise inaccessible. Such experiences are especially important for at-risk students because out-of-school

–gap time is filled with constructive and engaging activities and/or needed academic support.

Make a positive school climate and positive relationships high priorities in the school and in the classroom.

Students need to feel attached to school as a supportive community that recognizes their individuality and that cares about and promotes their success (Tahmasebi S, 2023).

In conclusion, there is no one magical, quick fix solution to the dropout problem. The problem is complex and requires a complex array of solutions. Dropouts have dissimilar characteristics and therefore, need different kinds of programs which respond to their individual circumstances and needs. Programs, to be effective, need to provide one-on-one intensive attention to at-risk students, who often must be convinced that they are competent and can be successful in school.

The curriculum should include basic educational skills, social skills, and experiential education.

In addition, the interrelated causes and multiple problems associated with dropping out call for comprehensive communitywide, multi-service approaches and multi-component programs. At-risk students need to be identified at a young age (as early as preschool) so that early sustained intervention can be applied.

lied. Success in the elementary grades diminishes the possibility of later

dropping out in high school. The key to reducing the dropout rate is helping youth to overcome their sense of disconnectedness. It is imperative not to isolate or alienate any students from the school. Not all factors related to dropout reduction are school controllable, and solutions to the complex problem of dropouts cannot be achieved by the schools alone. It is a national problem which must be addressed by the whole society. It requires resources that go beyond the school, and solutions require a team approach; the combined efforts of students, parents, teachers, administrators, community-based organizations, and business, as well as the federal, state, and local governments

CHAPTER
THREE RESEARCH METHOD
LOGY

Introduction.

This chapter will comprise of the research design, area of the study, study population, sample size, sample selection, sources of data, data collection instruments, procedure of data collection, data quality control, data processing and analysis, ethical consideration, and study constraints.

Research Design.

The design of the study was descriptive research design. The choice of the design is to enable the researcher to provide an accurate description of the subject under study. The approach of the study will be purely qualitative. The choice of quantitative approach is to enable the researcher gain deeper understanding of topic under study.

Study Population.

Population of the study was 80 respondents who included school going pupils, teachers, women and men in the labor force and political positions, the pupils who dropped out of school and parents at home.

Sample Size Determination.

The sample size was 66 respondents and this was determined using the Morgan and Krejcie formula of sample size determination.

According to Krejcie and Morgan (1970), in their study about sample size determination, Business research methods, sample size is determined based on the following formula;

$$S = \frac{Z^2 NP(1-P)}{d^2} + \frac{Z^2 P(1-P)}{d^2}$$

Where; S=required sample size.

X^2 = the table value of chi-square for 1 degree of freedom at the desired confidence level (0.05 = 3.841).

N = the population size.

P = the population proportion (assumed to be 0.50) since this would provide the maximum sample size.

d = the degree of accuracy expressed as a proportion (0.05).

Sampling Techniques.

A convenience sampling technique was used to select the sample. A convenience sample is a type of non-probability sampling method where the sample is taken from a group of people easy to contact or to reach.

Sources of Data.

Both primary data and secondary data was used in this study. The researcher used self-administered questionnaires to collect data related to role of pupil behavior in contributing to school dropouts in Kasau Subcounty, Busia District.

Data Collection Instruments.

The study used a five-point Likert scale questionnaire to collect quantitative data on the contribution of pupil behavior towards school dropouts in Masafu Subcounty, Busia District.

Method of Data Collection.

The study used survey questionnaires to collect quantitative data. The questionnaires were given to the respondents and collected after 3 hours.

Procedure of Data Collection.

The researcher obtained a letter of introduction from the Dean, Faculty of science and Education, Busitema University, Nagongera Campus to conduct research. The letter was taken to respective heads of various institutions like schools, homes, political offices to give the researcher authority to collect data.

Validity.

Validity determines if the research instrument truly measures that which it is supposed to measure (Kothari, 2011). To ensure content validity, the tools developed were given to the expert scholars to score the relevance of each question in providing answers to the study. After the expert opinion, a content validity index (CVI) will be computed as indicated in the formula below;

$$CVI = \frac{\text{No. of items declared valid by the judges}}{\text{Total No. of items on the questionnaire}}$$

Reliability.

Reliability indicates the stability of measures administered at different times to the same individuals or using the same standard or the equivalence of sets of items from the same test or of different observers scoring a behavior or event using the same instrument (Saunders et al, 2009). Reliability was established by carrying out a pilot study to see if the instrument gives consistent results.

3.10. Data Processing and Analysis.

The data were analyzed using the Pearson's correlation analysis. Pearson's Correlation analysis will help to test the strength and the direction of the relationship between the variables.

3.11 Ethical Consideration.

The researcher obtained informed consent from each research participant. This was obtained in writing after the participant had the opportunity to carefully consider the risks, benefits and to ask any pertinent question.

The researcher observed privacy and confidentiality of the respondents. In this case, the researcher agreed with the respondents on the appropriate time and convenient place to undertake the respondents so as to enhance free interaction. The respondents were assured that the responses that were treated with the utmost confidentiality it deserves and used strictly for academic purpose.

About the privacy of the data that will be got from the respondents, the researcher will make the best use of codes for the purpose of the study instead of the actual name of the respondents.

CHAPTER FOUR

DATA PRESENTATION, INTERPRETATION AND DISCUSSION

Introduction

In this chapter the results of the study are presented and discussed. The purpose of the study was to establish the relationship between the increased pupil school drop out rate school closure and the academic performance of learners in primary schools in Masafu Sub County. The data were analysed around key objectives of the study; To find out the increased pupil school drop out rate school closure in primary schools in Masafu Sub County, Busia District; To find out the status of academic performance of learners in primary schools in Masafu Sub County, Busia District;

To assess the relationship between the increased pupil school drop out rate and the academic performance of learners in primary schools in Masafu Sub County, in Busia District.

Demographic Characteristics

Response rate

Table 1: Response rate

Respondents	Amount
Target sample	80
Received samples	58
Difference	22

The response rate shows that 80 questionnaires were issued to teachers and 58 were returned making a difference of 22 questionnaires. The returned questionnaires were enough to be analyzed for the study.

Qualification of respondents

Table 2: Qualification of respondents

	Frequency	Percent	Valid Percent	Cumulative Percent
Valid Certificate	23	40.0	40.0	40.0
License	35	60.0	60.0	100.0
Total	58	100.0	100.0	

Source: Primary data (2023)

Table 5 shows that majority (60%) of the respondents' qualification licensed teachers as opposed to the 40% who were certificate holders. This finding showed that at least most of the primary schools are taught by qualified teachers.

Gender of respondents

Table 3: Gender of respondents

	Frequency	Percent	Valid Percent	Cumulative Percent
Valid Male	46	80.0	80.0	80.0
Female	12	20.0	20.0	100.0
Total	130	100.0	100.0	

Source: Primary data (2023)

Findings in Table 6 indicate that majority of the respondents were male (80%) and 20% were female, implying that the primary schools in the study had more male teachers as opposed to female.

Class taught by respondents

Table 4: Marital status of teachers Class taught

	Frequency	Percent	Valid Percent	Cumulative Percent
Valid Upperprimary(P.5-P.7)	58	100.0	100.0	100.0

Source: Primary data (2023)

Table 7 shows that all the respondents were upper primary (P.5–P.7) teacher which is evident that the study was carried out on the upper primary section.

Age group of respondents Table 5:

Age group

Age group

	Frequency	Percent	Valid Percent	Cumulative Percent
Valid 0-10	35	60.0	60.0	60.0
11-19	23	40.0	40.0	100.0
Total	58	100.0	100.0	

Source: Primary data (2023)

Table 8 indicates that 60% of the learners were in the age group of 20-29 year while the other 40% were in the age group 30-39 years. This finding shows that the primary schools in the

studyareahad pupils studyingwhile stillyoungand school goingage.

Marital status of respondents

Table 6: Marital status of the teachers

	Frequency	Percent	Valid Percent	Cumulative Percent
Valid Single	58	100.0	100.0	100.0

Source: Primary data (2023)

Table 9 shows that all (100%) the teachers interviewed in the study were single probably because they have just finished school and still establishing themselves.

The increased pupil school drop out rates school closure in primary schools

The research objective one was to find out the causes increased pupil school drop out rate in primary schools and to achieve this, the questionnaire had five items was issued. Following a scale where 5= strongly agree (SA), 4= agree (A), 3= undecided (U), 2= disagree (D) and 1= strongly disagree (SD).

Table 7: Alcoholism increased pupil school drop out rate

My female pupils rarely attend school due to increased pupil

school

drop out rates

	Frequency	Percent	Valid Percent	Cumulative Percent
Valid Disagree	11	20.0	20.0	20.0
strongly agree	47	80.0	80.0	100.0

Total	58	100.0	100.0	
--------------	-----------	--------------	--------------	--

Findings in Table 10 shows that 80% of the respondents agreed that some female pupils rarely attend school due to alcoholism by parents and pupils leading to increased pupil school dropout rate while 20% disagreed. Majority of the respondents agreed with the statement implying that pupils rarely attended school due to alcoholism of parents and ren pupil school drop out rate and its associated factors.

Table 8: There was early pregnancy leading to increased pupil school drop out rate
Early pregnancy leads to increased pupil school drop out rate

	Frequency	Percent	Valid Percent	Cumulative Percent
Valid agree	35	60.0	60.0	60.0
disagree	23	40.0	40.0	100.0
Total	58	100.0	100.0	

Findings show that 60% of the respondents agreed that early pregnancy can lead to increased pupil school drop out rate while 40% disagreed, implying that early pregnancy caused increased pupil school drop out rate in the primary schools in the study.

Table 9: Effect of Domestic violence in the family leads to increased pupil school drop out rate

Domestic violence in the family leads to increased pupil school drop out rate

	Frequency	Percent	Valid Percent	Cumulative Percent
Valid disagree	35	60.0	60.0	60.0
Agree	23	40.0	40.0	100.0
Total	130	100.0	100.0	

Table 9 indicates that 60% of the respondents agreed that domestic violence had led to increased pupil drop out rate from school opposed to 40% who disagreed, implying that most of the respondents resounded the fact that domestic violence is pivotal in orchestrating drop out of pupils in the respective primary schools.

Table 10: Effect of poverty on pupil drop out rate in primary schools

Poverty in families increases pupil drop out rate in primary schools

	Frequency	Percent	Valid Percent	Cumulative Percent
Valid disagree	12	20.0	20.0	20.0
Agree	23	40.0	40.0	60.0
strongly agree	23	40.0	40.0	100.0
Total	58	100.0	100.0	

Findings in Table 10 revealed that 80% of the respondents agreed that poverty in families led to increased pupil school dropout rate, while 20% disagreed with the same. This implies that female pupils were direly affected by the family income, whereby those from poor homes had more dropout than those from rich homes.

Table 11: Effect of Peer pressure on pupil dropout rate from primary schools in MasafuSubCounty inBusia district.

Peerpressureleadsto pupil dropoutrate fromprimarieschools

	Frequency	Percent	Valid Percent	Cumulative Percent
Valid disagree	12	20.0	20.0	20.0
agree	34	60.0	60.0	80.0
strongly agree	12	20.0	20.0	100.0
Total	58	100.0	100.0	

Table 11 shows that 80% of the respondents agreed that peer pressure had direct influence on the pupil increased dropout rate from schools, but 20% of the respondents disagreed. This was indicative that peer pressure had direct influence on the pupil increased dropout rate from schools.

Status of academic performance of learners in primary schools

The second research objective was to find out the status of academic performance of learners in primary schools and to achieve this, a questionnaire with eight items was issued. Following a scale where 5= strongly agree (SA), 4= agree (A), 3= not sure (U), 2= disagree (D) and 1=strongly disagree(SD).

Table 12: Female Pupils can count

properly

	Frequency	Percent	Valid Percent	Cumulative Percent
Valid disagree	47	80.0	80.0	80.0
strongly agree	11	20.0	20.0	100.0
Total	58	100.0	100.0	

Findings in Table 12 revealed that all the respondents in the study agreed that their pupils can count properly. This shows a good academic performance of learners in the primary schools.

Table 13: Effect of poor attendance on female Pupils' ability to count using mental head effectively

My female pupils who attend irregularly can count using mental head effectively

	Frequency	Percent	Valid Percent	Cumulative Percent
Valid disagree	35	60.0	60.0	60.0
agree	23	40.0	40.0	100.0
Total	58	100.0	100.0	

Table 13 shows that 60% of the respondents disagreed with the statement while 40% agreed, implying that pupils cannot count effectively using their mental head. Hence an indicator of the poor status of the academic performance of female learners in the primary schools who usually miss school. This consequentially leads to poor performance, poor attitude towards school and finally dropout by learners.

Table 14: Effect of poor attendance on Pupils ability to do subtraction effectively

Can do subtractions effectively

	Frequency	Percent	Valid Percent	Cumulative Percent
Valid agree	11	20.0	20.0	20.0
strongly agree	47	80.0	80.0	100.0
Total	58	100.0	100.0	

Findings show that all respondents agreed that their pupils can do subtractions effectively, hence an improved status of the academic performance of learners the primary school under study. This therefore, psychologically affects the learners leading to eventual dropout from school.

Table 15: Effect of poor attendance in school on female Pupils' ability to divide effectively in class exercises

Poor attendance in school reduces female Pupils' ability to divide effectively in class exercises

	Frequency	Percent	Valid Percent	Cumulative Percent
Valid disagree	47	80.0	80.0	80.0
agree	11	20.0	20.0	100.0
Total	58	100.0	100.0	

Table 15 revealed that 80% of the respondents disagreed that female absentee pupils can divide effectively in maths while 20% agreed with the statement. This finding implies that pupils in the primary schools under study cannot divide effectively in classroom exercises indicative of poor academic performance of learners. The persistently poor academic performance orchestrates stigma; likely leading to dropout from school.

Table 16: Effect of Female Pupils dropout on social economic crisis due to unwanted pregnancies and unplanned families

Female Pupils dropout lead to social economic crisis due to unwanted pregnancies and unplanned families

	Frequency	Percent	Valid Percent	Cumulative Percent
Valid disagree	11	20.0	20.0	20.0
agree	47	80.0	80.0	100.0
Total	58	100.0	100.0	

Table 16 revealed that 80% of the respondents agreed that Female Pupils dropout leads to socioeconomic crisis due to unwanted pregnancies and unplanned families; while 20% of the respondent disagree with the same. This shows that the society is affected socially and economically as a result of early dropout of female pupils from schools.

Table 17: Effect of Early dropout by female pupils on population growth and rapid spread of diseases.

Early dropout by female pupils leads to rapid population growth and rapid spread of diseases.

	Frequency	Percent	Valid Percent	Cumulative Percent
Valid disagree	11	20.0	20.0	20.0
agree	47	80.0	80.0	100.0
Total	58	100.0	100.0	

Findings in Table 17 revealed that 80% of the respondents agreed that female pupils who dropout early from school leads to rapid population growth and spread of diseases while 20% disagreed. This finding implies that increased dropout early from school leads to rapid population growth and spread of diseases in society.

The relationship between the increased pupils school drop out rates school closure and the academic performance of learners in primary schools

Table 18: Correlation

Correlations

		Dependent	Learners' academic performance
Dependent	Pearson	1	.594**
	Correlation		
	Sig.(2-tailed)		
	N		
Learners' academic performance	Pearson	.594**	1
	Correlation		
	Sig.(2-tailed)		
	N		

**Correlation is significant at the 0.01 level (2-tailed).

Table 18 shows Pearson's correlation co-efficient index $r = 0.594^{**}$ sig = 0.000 less than 0.05. This suggests that there is a highly positive significant relationship between effects of increased pupil school drop out rate school closure and the academic performance of learners at the one percent level two tailed. These results implied that as school closure due to increased pupils school drop out rate is available the poorer is the status of the academic performance and thereverse is true.

CHAPTER FIVE

DISCUSSION, CONCLUSIONS AND RECOMMENDATIONS

Introduction

This chapter presents the discussion of the study, conclusions and recommendations based on the study findings.

Discussion

The increased pupil school drop out rates school closure in primary schools

Findings on this objective revealed that increased pupil school drop out rate affected both pupils and teachers since pupils could rarely attend school, pupils' contact time with other learners was reduced and also pupils face to face interactions with teacher was reduced. Consequently, this affected pupils' discussion and learning schedules.

These findings are supported by Pokhnel and Chhetri (2021) who opined that increased pupil school drop out rate created the largest disruption of education systems in human history, affecting nearly 1.6 billion learners in more than 200 countries. While Bozkurt, Karaya, Castellanos-Reyes (2022) reported that the rapid and unexpected onset of the pupil school drop out rate generated a great degree of uncertainty about the future of education and required teachers and students alike to adopt to a new normal to survive in the new educational ecology. Pokhnel and Chhetri (2021) further noted that through this experience, educators learned many lessons including how to navigate through the uncertainty by recognising their strength and vulnerabilities, shifting educational roles, digital pedagogy or emergency remote education. However, this study was done in more countries yet the current study will be carried out in Busia District.

Further, Huck (2021) collaborates the above study saying that the education system was affected at all levels and forced to respond to the crisis to transition emergency modes since the pandemic was a phenomenon with many unknowns. Meanwhile, Moyini and Habib (2023) argued that schools and universities being shut down as a preventive response to contain the pandemic impacted more than 1 billion and 575 million students in 188 countries worldwide. Moyini and Habib further noted that more than 17.5 million students were sent home during the lock down. Moyini and Habib equally claim that education being that important had to continue. As such, e-learning had to be adopted and how it could be achieved, remained problematic in many primary and secondary schools. However, this study was made in higher education while the current study was carried out in primary schools.

Tel et al. (2020) also examined the potential academic impact of COVID 19 on primary school learners and postulate that, the students learning gains in Mathematics, reduced by 44 – 63% due to the disruptions caused by the pandemic. They also emphasized that the importance of targeted interventions and equitable access to learners, to mitigate the adverse effects on learning outcomes. Lee (2020) in discussing the psychological effects of COVID 19 pandemic on primary learners revealed that the pandemic included stress, fear and detrimental effects on the health, of students, depression and, reduced motivation for learning. Asif et al. (2020) suggested that a shift to virtual learning due to increased pupil school drop out rate created significant challenges for primary school learners, including limited access to technology, internet connectivity, and difficulty in adapting to online educational platforms.

Status of academic performance of learners in primary schools

Findings on this objective showed a poor status of the academic performance of learners since a given percentage of pupils could not count using mental head effectively, could not divide effectively in maths, scored poor grades and could not proficiently pronounce words. Consequently, this was an indicator to a poor status of the academic performance of learners. However, a small percentage of pupils could count properly, could subtract effectively, could effectively read and also construct meaningful sentences.

These are in line with studies by Further, Bugwek (2023) who postulates that factors such as personal conditions, study habits, home related factors and lecturer factor, have low impact on the academic performance of elementary teacher education students. Bagwek continues to argue that on the other hand, school related factors have moderate impact on the academic performance of elementary teacher education students. While Husain and Shukor (2023) observe that students' academic performance is vital for assessing students' standing within the University and, that it makes it possible for academic staff, educational administrators and decision makers to precisely evaluate students taking various courses throughout the semester. Husain and Shukor maintain that additionally, it serves as a cautionary tale for the students to assess their performance level and make subsequent improvements.

Further, Armitage and Nellums, (2020) examined the academic performance of primary school students in Turkey through various indicators. These researchers collected data from a sample of students and analyzed the results to understand the factors that influence academic performance. While Noemy, Ines, Izquierday and Ajenjo (2017) opine that academic performance has always been associated to the evaluation tests results, which are those corresponding to students' IQ and

leaving aside other personal characteristics. Among such characteristics, the importance of emotional intelligence is worthy of high lighting.

The relationship between the increased pupil school drop out rate school closure and the academic performance of learners in primary schools

Findings on objective three shows Pearson's correlation coefficient $r = -0.594$, $p < 0.000$ less than 0.05, hence suggesting that there is a highly positive significant relationship between effects of increased pupil school drop out rates school closure and the academic performance of learners at the one percent level two tailed. These results implied that as school closure due to increased pupil school drop out rate contributed 59.4% to the status of the academic performance of learners and the remaining 40.6% was caused by other factors.

These findings were supported by studies of Li, Kang, Miles and Khan (2023), who pointed out that understanding the factors that affected the academic performance of students due to the increased pupil school drop out rate school closures helped design effective interventions for improving students' academic performance during emergencies as well as, during regular academic environments. Li and others also contend that students who spent more time studying on college work were less likely to have poor academic performance. In addition, UNICEF (2023) reported that education system was already failing our ren even before dropping out. UNICEF maintains that pupil school drop out rate only exacerbated this learning crisis and ren in almost every country have fallen behind in their learning.

Furthermore, Andersen, Leon, Patel, Lee and Simanton (2022) reported that the increased pupil school drop out rate, medical students at Kirk Kerkorian School of medicine at UNLV demonstrated decreased examinations performance, study more at home and have poor

relationships with their peers and faculty. Andersen et al., argue that looking at all the variables, it is likely, relationships existed between them and that for example, increased pupil school dropout rate, early pregnancies and relationships may contribute to academic performance. Ocana et al. (2021) further reported that the field of education has not been exceptional and the management of the situation seems to have caused an increase in the level of perceived stress among students and that, students were exposed to various situations that did not only affect their academic performance but also their mental health during the lockdown.

Conclusions

School closure due to increased pupil school dropout rate affected both pupils and teachers since pupils could rarely attend school, pupils' contact time with other learners was reduced and also pupils face to face interactions with teacher was reduced. Consequently, this affected pupils' discussion and learning schedules.

There was a poor status of academic performance of learners since a given percentage of pupils could not count using mental head effectively, could not divide effectively in maths, scored poor grades and could not proficiently pronounce words which was an indicator of poor status of academic performance of learners.

There was a highly positive significant relationship between effects of increased pupil school dropout rates, school closure and the academic performance of learners at the one percent level two tailed. These results implied that as school closure due to increased pupil school dropout rate contributed 59.4% to the status of the academic performance of learners and the remaining 40.6% was caused by other factors.

Recommendations

It was recommended that as school administrators observed the SOP's, it would adopt other means like online class so that pupils could attend school regularly, create discussion groups through Whatsapp, Zoom to increase on the contact time with other learners

The school administration and stakeholders should provide for extra classes and also provide extra support to those pupils that could not count using mental head effectively, divide effectively in maths to improve the status of academic performance.

Areas for further research

Due to constraints of time and a wide scope of the study variables, this study was done on effects of pupil school drop out rate school closure and status of academic performance. However, there are other factors that may affect academic performance like school environment, family type, school policy, etc. which may need attention of future researchers to investigate how this affect performance.

REFERENCES

- Abasi, T., Sing, A., & Rajesh, A.(2020). Impact of COVID 19 on education sector; Issuesandchallenges.journal of education and practices.
- Acheampong, J. O. (2023). The impact ofPUPILSCHOOL DROP OUTRATE on Students‘Academicperformance:ThecaseofTheUniversityofGhanaBusinessSchool.CogentEducation. Volume 10,Issue9.
- Akesa, G. M., & Dhufera, A.G. (2015). Factors that influence academic Performance: A case ofRift Valley University, Jimma Ethiopia. Journal of Education and Practice. Vol. 16,No. 22.
- Akioijam, B, (2021). Dropouts of pupils‘ students of Mayang Imphal Constituency: InternationalJournalof Education.
- Amin,E.M.(2005).Socialscienceresearch:Concepts,methodologyandanalysis.Kampala. MakerereUniversityPress.
- Anger, H., Dietrich, H., Patzina, A., Sander, M., Lerche, A., Bernhard, S., & Toussaint, C.(2020). School Closings during the increased pupil school drop outrate: Findings fromGermanHighschoolStudents.IABForum:[https://www.iab-forum.De/en/school-closings-during-thePUPILSCHOOLDROPOUTRATE-pandemic-findings-from-german-high-school-students/11s](https://www.iab-forum.de/en/school-closings-during-thePUPILSCHOOLDROPOUTRATE-pandemic-findings-from-german-high-school-students/11s)
- Arief,G.D.L.(2019).Academicperformanceandassessment.AnInternationalJournalofExperimental Educational Psychology, Vol.39, issue 6. Pp705-708
- BanuraM,(2029).Environmentalfactorsandpupil dropoutinselectedprimaryschoolsofBund ibugyoDistrict, Uganda.

- Bena C, Sascha H, Leslie F & Kim J, (2021). ren's schooling status: Household and individual factors associated with school enrollment, non - enrollment and dropping out among Ugandan ren. *International journal of educational Research*.
- Bozkurt, A., Karakaya, K., Turk, M., Karakaya, O., & Casterlanos-Reyes, D. (2022). The Impact of PUPILSCHOOL DROP OUT RATE on Education: a Meta-Narrative Review
- Bradox, F., De- Smedt, B., Molenberghs, G. (2023). A dashboard for the evaluation of the school closures on wellbeing of ren and parents. *Archives of Public Health*. Springer nature. 81, no. 178. <https://doi.org/10.1186/s13690-023-01114-2>
- Bugwak, E.R. (2023). Factors affecting the academic performance of elementary Teacher Education Students in Dorsu-San Isidro Campus. *Phillipnes Journal Pendidikan Progressif*, 13(2), 364-374. Doi: 10.23960/jpp.v13.i2/202316
- Bwire, G., Ario, A.R., Eyu, P., Ocom, F., Wamala, F.I., Kwadwo, A.L., Ndeketa, L., Kondwani, C. J., Wanyenze, R. K., & Talisuna, O. A. (2022). The increased pupils school dropout rate in the African Continent. *BMC Med* 20, 167. <https://doi.org/10.1186/512916-022-02367-4>
- Cook Jenna, (2020). Educational Disparities among Pupils in India.
- Engzell, P., Frey, A., & Verhagen, M.D. (2021). Learning Loss due to school closures during the increased pupils school drop out rate. *Proceedings of the National Academy of Sciences of the United States of America (PNAS)*.
- Erberber; y and Yilmaz. (2020) determining the academic performance of primary students .Acases study in Turkey. *International journal of instruction* [2], 1271-1290
- Glossary of Education Reform for journalist, parents and community members (2021). *Great schools Partnerships*.

- Hammerstein, S., Konig, C., Dreisorner, T., & Frey, A. (2021). Effects of pupilschool dropoutrate-RelatedschoolclosuresonStudents'achievement-AsystematicReview.Frontiersin Psychology.Vol.12. <https://doi.org/10.3389/fpsyg.221.746289>.
- Huck,C. (2021). Effects of the increasedpupilschool drop outrate on K-12 Education. ASystematic Literature Review. Education Research and Development Journal. Vol. 24,No.1,pp53-84.
- Husain, Y. A., & Shukor, N. S. A. (2023). Factors affecting Students' Academic Performance:Areviewresearch.
- Jones, C. G. (2021). Supporting ren's Well-being during Early hood transition to school. IGI Global.<https://www.igi-global.com/dictionary>.
- Kim, J & Jun, M. (2022). Money a drain of Educational Opportunity: A Micro regional study ofschoolDropouts inImpigi District, Uganda.
- Kizito,O.(2021).Effectsofpupilschooldropoutrate.EvidencesfromUgandaMartyrsUniversity.Journal of AppliedLearningand Teaching. Vol.4,No.2.
- Koka, AA, (2019). Causes of Dropouts in schools in Jammu and Kashmir, with special referencetodistrict ofPulwama.
- Kumar P, Patel SK, & Saggurti N, (2023). Determinants of school dropouts among adolescents:Evidencefrom alongitudinal studyinIndia.
- Macro, C., Massimo, C., Alessandro, T., Wan-can, J., Cheng-BinWang., & Sagio, B. (2020).Critical Reviews in Clinical Laboratory Sciences:Tayler and |Francis Group, Vol.57,No.6.356-388
- Magd H, Jonathan H, & Khan SA, (2021). Education situation in online Education before thepandemicand in thetimeof thepandemic.

- Mahalanabis S, (2021). Socio-economic origins of school dropouts in rural India.
- Malhotra, N., & Menezes, R. G. (2020). Impact of COVID-19 on the education and adolescent learners; Indian Journal of Remote Learning and Psycho-social Medicine, 42(4) 387-394.
- Merriam Webster (2023), Effect definition and meaning. <https://www.merriam-webster.com/dictionary/effect>
- Migisha, R., Kwesiga, B., Mirembe, B.B., Kabwama, S.N., Kadobera, D., Bulage, L., Nsereko, G., Waumbe, I., Tindyebwa, T., Lubwama, B., Kairita, A.A., Kayiwa, J.T., Lubwama, J. I., Boore, A. L., Harris, J. R., Bosa, K.H., & Ario, R. A. (2020). Early Cases of SARS-CoV-2 Infection in Uganda: epidemiology and lessons learned from Risk-based testing approaches. *Global Health*, 16, No. 114
- Moore, S. (2020). History of pupils school drop out rate. *News Medicines. Life Sciences. News-medical.Net*
- Moyini, A. M. A., & Habib T. (2023). The Effect of pupils school drop out rate on the Ugandan Education System: A Review *African Journal of Education, Science and Technology (AJEST)*. Vol. 7, No. 3
- Nabugoomu J, (2019). *School Dropout in Rural Uganda: A Stakeholders Perception on Contributing Factors and Solutions.*
- Noemy, M., Ighes, R.G., Izquierdo, G.C., & Ajenjo, P.P. (2017). *Exploring Academic Performance: Looking beyond Numerical Grades.*
- Ocana, M.T.M., Chacano, G.O., Navio, P.E. & Serrano, M.C.M. (2021). Relationships among Perceived Stress, life Satisfaction And Academic Performance of Education Sciences Students of University of Jeen after the increased pupils school drop out rate. *Education Sciences*. <https://doi.org/10.3390/educsci11120802>.

- OECD(2023).PrimaryeducationinUganda. <https://www.oecd.org/countries/uganda>
- Ozcan, M. (2021). Factors affecting Students' Academic Achievements According to teachers' Opinion. *Education reform Journal*. Vol. 6, Number 1. E-ISSN: 2602-3997
- Pokherel, S., & Chhetri, R. (2021). A literature Review on Impact of increased pupilschool dropoutrateon TeachingandLearning. *SageJournals*. Vol. 8, Issue1.
- Rezvan, N., Housbang, D., & Peter, C.N., (2022). Impacts on Students' Academic PerformanceDue to increased pupilschool drop outrate: A financial Engineering Course Casestudy. *EducationScience*, 12(3), 202. <https://doi.org/10.3390/educsci1203202>.
- Rincon G & Sandra B, (2023). Prevention and Mitigation of Rural higher education dropout inColombia:A dynamicperformancemanagementapproach.
- Sahen, Z. (2018). An investigation on the Last year EFL University students _ideas on usingstoryinteachingEnglishtoyounglearners. *JournalofLanguageandlinguisticStudies*. Vol.14, (1), 125-138
- Shahjahan, N., Ahmed, K. R., Hadram, A. A., Isam, M. R., Hossain, S., & Khan, S. M. (2021). Factors influencing poor academic performance among urban University Students inBangladesh. *International Journal of Evaluation and Research in Education (IJERE)*. Vol.10, No.4, pp1140-1148
- Simona v & Hadley.W, (2021). Education in Nigeria statisticsand facts: *Journal of educationandscience*
- Ssembuyungo,E.,Kyohairwe,S.,&Lubwama,A.N.(2016),FactorsaffectingAcademicPerformance of Ordinary level Students in \selected Government Aided SecondarySchoolsin KibogaDistric, UgandaManagementInstitute.

- Tadese, M., Yashaneh, A., & Mulu, G. (2022). Determinants of good academic performance among university students in Ethiopia. A Cross-Sectional Study. *BMC Medical Education* 2, 2, 395. [Hhttp://doi.org/10.1186/s12909-022-03461-0](http://doi.org/10.1186/s12909-022-03461-0)
- Tahmasebi S, (2023). Scoping review on interventions, actions and policies affecting return to school and preventing school dropouts in primary schools. *International Journal of Preventive Medicine*.
- UNICEF (2021). Report on reasons why pupils are out of school on international day of pupil education. Report on gender action plan, New York, USA.
- UNICEF (2023). Education Systems are failing our ren. The Impact of pupil school dropout rate. UNICEF/UNO425497/ Karahoda
- VanL,(2022). School dropouts as a result of a complex interplay between individual and environmental factors. A study on the perspectives of support workers.
- WHO,(2021). Report by National Center for Education Statistics, Geneva, Switzerland.

APPENDICES

APPENDIX 1: CONSENT FORM

Participants' Consent Form

I.....voluntarily agree to participate in this research whose purpose is to establish the increased pupil school drop out rate school closure on the academic performance of learners in primary schools in Masafu Sub County, Busia District, Uganda.

1. I understand that the decision to participate in this study is entirely up to me and that, even if I agree to participate now, I may refuse to take part in the study at any time without any consequences of any kind.
2. I understand that, I was selected as a possible participant, because I am a pupil/Teacher in one of the primary schools sampled in Masafu Sub County and I am involved in the information on the research topic mentioned above.
3. I understand that I will not benefit directly from participating in this research.
4. I understand that all the information I provide for this study will be treated with respect and confidentiality.
5. I understand that signed consent forms and original questionnaires will be retained at the University until the examinations board confirms the results of the research report.
6. I understand that I am free to contact any of the people involved in this research to seek clarification and information.

Consent

The signature below indicates that I have decided to volunteer as a research participant for this study. I have read and understood the information provided herein. I understand that I will be given a signed copy of this form to keep along with any other printed material deemed necessary. Name of participant (**Print**).....

.....

Signature of the participant.....

Name of researcher.....

APPENDIXII:QUESTIONNAIRE

SECTIONA:Demographicinformation

Please tick (√) where

applicableA1.Gender

1)Male

2)Female

A2.Maritalstatus

1)Single

2)Married

3)Widowed

4)Divorced

A3.Levelofeducation

1) Primary

2) Secondary

3) Tertiary

SECTIONB:SchoolDropouts

Please

indicatebyticking,thextenttowhichyouagree tothefollowingstatements,where(1)=stronglydisagree , (2) =disagree, (3) =not sure, (4) =agree; and(5)=stronglyagree

	ITEM	1	2	3	4	5
	Causesof Schooldropouts					
CD1	Menstrualhealthdiscourages pupils fromattendingschool					
CD2	Culturedisruptspupilsfrom completingschool					
CD3	Earlypregnancyforcespupilsout of school					
CD4	Attitudeofpupils makes them to stop schooling					
	Problemsemergingfromincreased schooldropouts					
PD1	Schooldropoutsleadtounemployment					
PD2	Schooldropoutsresultintoeconomicstagnation					
PD3	Schooldropoutsincrease crimerate					
PD4	Schooldropouts affectpoliticalparticipation					
	Strategiesto reduceschooldropouts					
SD1	Activelearningprevents therateofschooldropouts					
SD2	Familyengagementhelpstoreducetherateofschool dropouts					
SD3	Earlyhood education prevents school dropouts					
SD4	Safelearningenvironmenthelps to preventschool dropouts					

APPENDIX III: BUDGET.

PARTICULARS	QUANTITY	UNIT COST IN UGX	TOTAL COST IN UGX
Typing and printing			600,000
Reams of paper	5	20,000	100,000
Pens	12	500	6000
Transport			200,000
Field research expenses			700,000
Binding proposal	5	3,000	15,000
Binding report	5	12,000	60,000
Miscellaneous			600,000
TOTAL			2,281,000

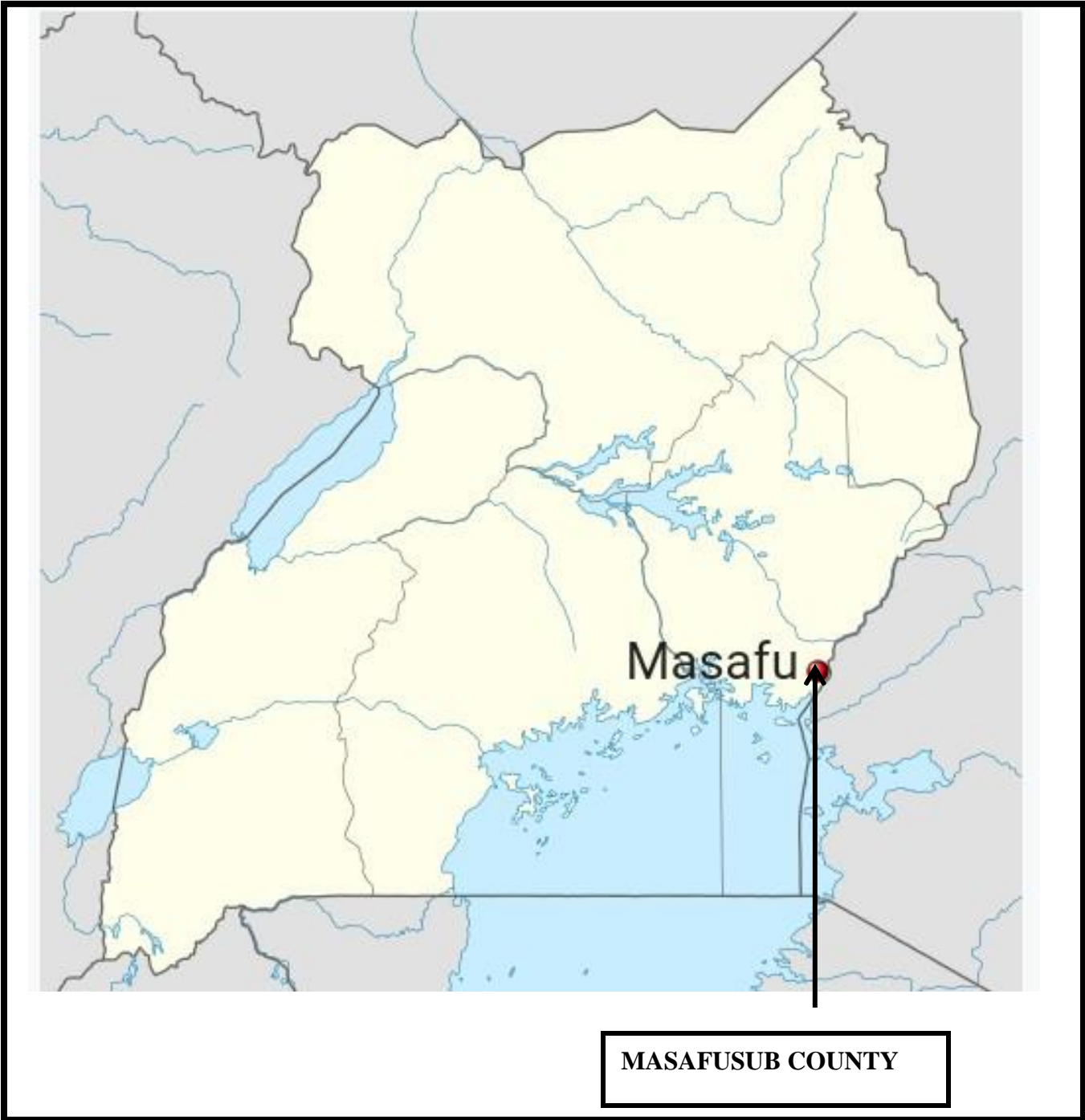
Source: self-developed.

APPENDIX IV: TABLE FOR DETERMINING SAMPLE SIZE FROM A GIVEN POPULATION

N

N	S	N	S	N	S
10	10	220	140	1200	291
15	14	230	144	1300	297
20	19	240	148	1400	302
25	24	250	152	1500	306
30	28	260	155	800	310
35	32	270	159	1700	313
40	36	280	162	1800	317
45	40	290	165	1900	320
50	44	300	169	2000	322
55	48	320	175	2200	327
60	52	340	181	2400	331
65	56	360	186	2600	335
70	59	380	191	2800	338
75	63	400	196	3000	341
80	66	420	201	3500	346
85	70	440	205	4000	351
90	73	460	210	4500	354
95	76	480	214	5000	357
100	80	500	217	6000	361
110	86	550	226	7000	364
120	92	600	234	8000	367
130	97	650	242	9000	368
140	103	700	248	10000	370
150	108	750	254	15000	375
80	113	800	260	20000	377
170	118	850	265	30000	379
180	123	900	269	40000	380
190	127	950	274	50000	381
200	132	1000	278	750000	382
210	136	1100	285	1000000	384

APPENDIXV:A MAPSHOWINGMASAFU SUBCOUNTY,BUSIADISTRICT





BUSITEMA UNIVERSITY

P.O. Box 236, Tororo
Gen: +254-46444444
Tel: +254-46444444
Mob: +254-73299999
Fax: +254-46444444
Email: info@busitema.ac.ke
Website: www.busitema.ac.ke

FACULTY OF SCIENCE AND EDUCATION
DEPARTMENT OF EDUCATION

06th May, 2024

TO WHOM IT MAY CONCERN



Warning received by the student

BACHELOR OF EDUCATION, PRIMARY

NRNs *Here Rogers Ngisa*

of Bachelor of Education, Primary of Busitema University, Faculty of Science and Education,

Ngongon Campus. His/her Registration Number is *BULUP/2022/0319*

The purpose of this letter is to formally request you to allow him/her to access any information in your organization which is relevant to his/her research.

His/her research topic is *Causes of drop out among pupils in primary school in Masapu slc Busia district.*

Yours Sincerely,


Dr. Kaweesi Muhammad
Ag Head of Department, Education





FACULTY OF SCIENCE AND EDUCATION
DEPARTMENT OF EDUCATION

06th May, 2024

TO WHOM IT MAY CONCERN

Received on 04/05/2024
BACHELOR OF EDUCATION, PRIMARY

MR/MS Mrs. Rogers Agwa is a student
of Bachelor of Education, Primary of Busitema University, Faculty of Science and Education,
Nagongora Campus. His/her Registration Number is BU/W/2022/0319

The purpose of this letter is to formally request you to allow him/her to access any information in
your organization which is relevant to his/her research.

His/her research topic is Causes of Drop out among pupils in
primary school in Mupye S/C Busia district.

Yours Sincerely,


Dr. Kawusi Muhammad
Ag Head of Department, Education





BUSITEMA UNIVERSITY

P.O. Box 236, Tororo
Tel: 051 224 2444
Fax: 051 224 2444
Email: info@busitema.ac.ug
Website: www.busitema.ac.ug

FACULTY OF SCIENCE AND EDUCATION
DEPARTMENT OF EDUCATION

HEADMASTER
BUDANGU PRIMERY SCHOOL
03012024
06th May, 2024
P.O. BOX 417, BUSIA (U)

TO WHOM IT MAY CONCERN

BACHELOR OF EDUCATION, PRIMARY

MR/Ms.....WERE ROGERS NGLA..... is a student

Research was well conducted with key issues relating to school drop out rates. Mr. Were.

of Bachelor of Education, Primary of Busitema University, Faculty of Science and Education, Nagongera Campus. His/her Registration Number is.....BULUP/2022/0319.....


The purpose of this letter is to formally request you to allow him/her to access any information in your organization which is relevant to his/her research.

His/her research topic is.....Causes of drop out among pupils in primary schools in Masapu Sub County Busia district.....

Yours Sincerely

BUSITEMA UNIVERSITY
DEPARTMENT OF EDUCATION
FACULTY OF SCIENCE AND EDUCATION

06 MAY 2024


Dr. Kaweesi Muhammad
NAGONGERA CAMPUS
P.O BOX 236, TORORO (U)
Ag Head of Department, Education



BUSITEMA UNIVERSITY
Primary Education

P.O. Box 236, Tororo
 Gen: +256-454448842
 Dir: +256-454448842
 Mob: +256-762999874
 Fax: +256-454430517
 Email: ar@acadug.busitema.ac.ug
 Website: www.busitema.ac.ug

**FACULTY OF SCIENCE AND EDUCATION
 DEPARTMENT OF EDUCATION**

TO WHOM IT MAY CONCERN

BACHELOR OF EDUCATION, PRIMARY

MR/Ms. Here Rogers Ngisa is a student

of Bachelor of Education, Primary of Busitema University, Faculty of Science and Education,
 Nagongera Campus. His/her Registration Number is BU/UP/2022/0319

The purpose of this letter is to formally request you to allow him/her to access any information in
 your organization which is relevant to his/her research.

His/her research topic is CAUSES of drop out among pupils in
primary schools in Masapu slc Butia district

Yours Sincerely,


BUSITEMA UNIVERSITY
 DEPARTMENT OF EDUCATION
 FACULTY OF SCIENCE AND EDUCATION
 06 MAY 2024 ★
 Dr. Kaweesi Muhammad
 NAGONGERA CAMPUS
 P.O. BOX 236, TORORO (U)
 Ag Head of Department, Education

*The school records
 of M. V. Ngisa Rogers
 and his research
 was conducted.*

**HEAD TEACHER
 BUBWOMI P.15
 P.O. Box 66 BUSIA IUI**

[Signature]

06th May, 2024
24/06/2024



BUSITEMA UNIVERSITY
Pursuing Excellence

P.O. Box 236, Tororo
Gen: +256-454448842
Dir: +256-454448844
Mob: +256-782999874
Fax: +256-454436517
Email: ar@acadreg.busitema.ac.ug
Website: www.busitema.ac.ug

**FACULTY OF SCIENCE AND EDUCATION
DEPARTMENT OF EDUCATION**

TO WHOM IT MAY CONCERN

*Received
on 22-7-2024
Jume*

SUKOBE PRIMARY SCHOOL
HEADTEACHER
06th May, 2024
22 JUL 2024
P. O. BOX 295, BUSIA (U)

BACHELOR OF EDUCATION, PRIMARY

MR/Ms. *Were Rogers Ngisa* is a student

of Bachelor of Education, Primary of Busitema University, Faculty of Science and Education,

Nagongera Campus. His/her Registration Number is *BtU/UP/2022/0319*

The purpose of this letter is to formally request you to allow him/her to access any information in your organization which is relevant to his/her research.

His/her research topic is *Causes of drop out among pupils in primary schools in Masapu s/c Busia district.*

Yours Sincerely,

**BUSITEMA UNIVERSITY
DEPARTMENT OF EDUCATION
FACULTY OF SCIENCE AND EDUCATION**
06 MAY 2024 ★
**AGONGERA CAMPUS
P.O BOX 236, TORORO (U)**

Dr. Kaweesi Muhammad
Ag Head of Department, Education